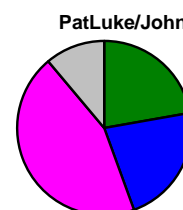
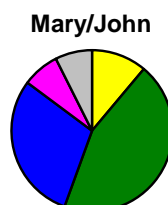
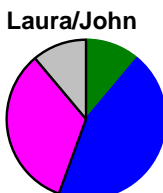
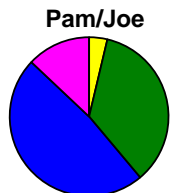
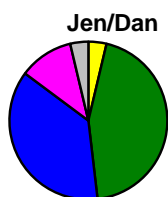


## 2020 Couples Golf Statistics

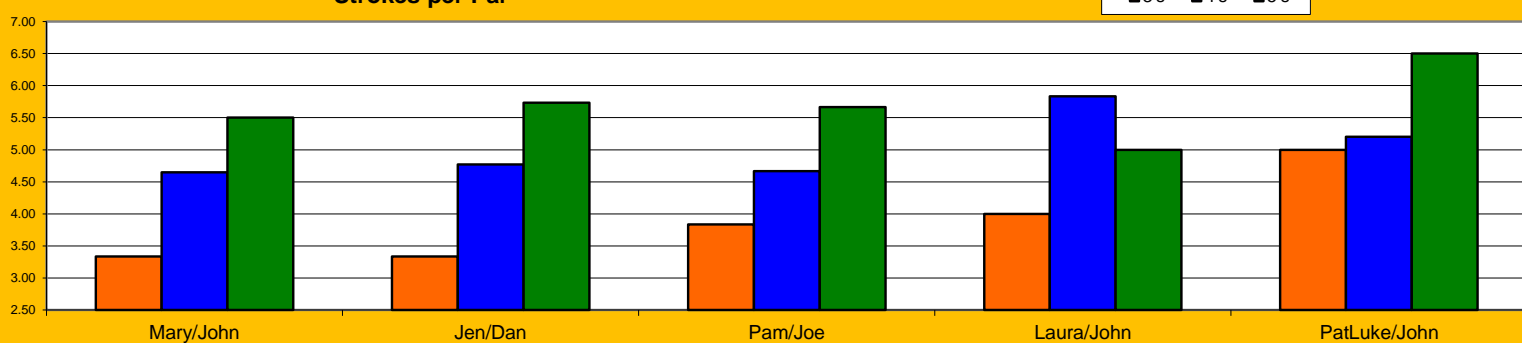
11/15/2020

Player	Average	#	Best	Worst	3's	4's	5's	Holes	Strokes	Avg/Hole	Eagles	Birds	Par	Bogey	Dubs	Other
Mary/John	40.33	3	38	43	3.33	4.65	5.50	27	121	4.481	0.0%	11.1%	44.4%	29.6%	7.4%	7.4%
Jen/Dan	41.67	9	37	46	3.33	4.77	5.73	81	375	4.630	0.0%	3.7%	44.4%	37.0%	11.1%	3.7%
Pam/Joe	42.33	6	39	47	3.83	4.67	5.67	54	254	4.704	0.0%	3.7%	35.2%	48.1%	13.0%	0.0%
Laura/John	48.00	1	48	48	4.00	5.83	5.00	9	48	5.333	0.0%	0.0%	11.1%	44.4%	33.3%	11.1%
PatLuke/John	49.00	1	49	49	5.00	5.20	6.50	9	49	5.444	0.0%	0.0%	22.2%	22.2%	44.4%	11.1%

- Eagles
- Birds
- Par
- Bogey
- Dubs
- Other



### Strokes per Par



### Stroke Play - All

Player	X	W	T	Pct	\$4 Skins	\$6 Skins	\$8 Skins	\$10 Skins	\$12 Skins	\$14 Skins	\$16 Skins	\$ Owed	\$ Won	Total \$
Mary/John	3	1	0	.333	8		6					\$54	\$80	\$26
Jen/Dan	9	5	0	.556	43		1					\$162	\$180	\$18
Pam/Joe	6	2	0	.333	20		2					\$108	\$96	-\$12
Laura/John	1	0	0	.000	1							\$18	\$4	-\$14
Luke/Johnny	1	0	0	.000								\$18	\$0	-\$18

### RESULTS (Skins)

Date	Matchup	Players	Carry Over Skins
5/23/2020	Mary/John 43 (5), Jen/Dan 45 (4)	4	-
6/20/2020	Jen/Dan 45 (6), Laura/John 48 (1)	4	2 \$8 Pam
7/30/2020	Pam/Joe 40 (6), Jen/Dan 43 (3)	4	-
8/2/2020	Jen/Dan 44 (6), Pam/Joe 47 (3)	4	-
8/6/2020	Jen/Dan 38 (7), Joe Pam 42 (2)	4	-
8/22/2020	Jen/Dan 37 (6), Mary/John 38 (3)	4	-
9/26/2020	Pam/Joe 39 (5), Jen/Dan 41 (2)	4	2 \$8 Jen
10/3/2020	Jen/Dan 38 (7), Joe Pam 45 (2)	4	-
11/7/2020	Mary/John 40 (6), Pam/Joe 41 (2), Jen/Dan 46 (1), Luke/Johnny 49	8	-

# 2020 Couples Golf Statistics

11/15/2020

## Jen & Dan

<b>41.67</b> Average	<b>Dandicap 12.00</b>
----------------------	-----------------------

Eagles	Birds	Par	Bogey	Doubles	Other
0.0%	3.7%	44.4%	37.0%	11.1%	3.7%

Rounds 9  
 Best 37  
 Worst 46

3's	4's	5's
3.33	4.77	5.73

Date	Course	Links	Tot	Scoring per Round						Average Scores			
				Eagles	Birds	Par	Bogey	Doubles	Other	3's	4's	5's	All
5/23/2020	Coppertop	Out	45	0	0	3	3	2	1	3.0	5.5	6.0	5.0
6/20/2020	Springvale	Out	43	0	0	3	5	0	1	3.0	5.2	6.0	4.8
7/30/2020	Mallard	Third	43	0	0	3	5	1	0	3.5	5.0	5.5	4.8
8/2/2020	Creekwood	Out	44	0	0	3	4	2	0	4.0	5.0	5.5	4.9
8/6/2020	Creekwood	In	38	0	1	6	1	1	0	3.0	4.4	5.0	4.2
8/22/2020	Springvale	Out	37	0	1	5	3	0	0	3.5	4.0	6.0	4.1
9/26/2020	Creekwood	Out	41	0	0	4	5	0	0	4.0	4.4	5.5	4.6
9/26/2020	Creekwood	Out	38	0	1	6	1	1	0	2.5	4.6	5.0	4.2
11/7/2020	Creekwood	Out	46	0	0	3	3	2	1	3.5	4.8	7.5	5.1

# 2020 Couples Golf Statistics

11/15/2020

## Mary & John

40.33 Average	Dandicap 10.00
---------------	----------------

Rounds 3  
 Best 38  
 Worst 43

Eagles	Birds	Par	Bogey	Doubles	Other
0.0%	11.1%	44.4%	29.6%	7.4%	7.4%

3's	4's	5's
3.33	4.65	5.50

Date	Course	Links	Tot	Scoring per Round						Average Scores			
				Eagles	Birds	Par	Bogey	Doubles	Other	3's	4's	5's	All
5/23/2020	Coppertop	Out	43	0	1	3	2	2	1	3.5	5.2	5.0	4.8
8/22/2020	Springvale	Out	38	0	1	4	4	0	0	3.5	4.5	4.0	4.2
11/7/2020	Creekwood	Out	40	0	1	5	2	0	1	3.0	4.2	6.5	4.4

2020 Couples Golf Statistics

11/15/2020

**Laura & John**

48.00 Average	Dandicap 26.00
---------------	----------------

Rounds 1  
 Best 48  
 Worst 48

Eagles	Birds	Par	Bogey	Doubles	Other
0.0%	0.0%	11.1%	44.4%	33.3%	11.1%

3's	4's	5's
4.00	5.83	5.00

Date	Course	Links	Tot	Scoring per Round						Average Scores			
				Eagles	Birds	Par	Bogey	Doubles	Other	3's	4's	5's	All
6/20/2020	Springvale	Out	48	0	0	1	4	3	1	4.0	5.8	5.0	5.3

## 2020 Couples Golf Statistics

11/15/2020

# Pam & Joe

<b>42.33</b> Average	<b>Dandicap 12.67</b>
----------------------	-----------------------

Rounds            6  
 Best                39  
 Worst              47

Eagles	Birds	Par	Bogey	Doubles	Other
0.0%	3.7%	35.2%	48.1%	13.0%	0.0%

3's	4's	5's
3.83	4.67	5.67

Date	Course	Links	Tot	Scoring per Round						Average Scores			
				Eagles	Birds	Par	Bogey	Doubles	Other	3's	4's	5's	All
7/30/2020	Mallard	Third	40	0	0	5	4	0	0	4.0	4.0	6.0	4.4
8/2/2020	Creekwood	Out	47	0	0	2	3	4	0	4.0	5.4	6.0	5.2
8/6/2020	Creekwood	In	42	0	0	3	6	0	0	4.0	4.6	5.5	4.7
9/26/2020	Creekwood	Out	39	0	1	5	2	1	0	3.0	4.2	6.0	4.3
9/26/2020	Creekwood	Out	45	0	0	2	5	2	0	4.5	5.0	5.5	5.0

# 2019 Couples Golf Statistics

11/15/2020

## Pat & John

49.00 Average	Dandicap 26.00
---------------	----------------

Rounds 1  
 Best 49  
 Worst 49

Eagles	Birds	Par	Bogey	Doubles	Other
0.0%	0.0%	22.2%	22.2%	44.4%	11.1%

3's	4's	5's
5.00	5.20	6.50

Date	Course	Links	Tot	Scoring per Round						Average Scores			
				Eagles	Birds	Par	Bogey	Doubles	Other	3's	4's	5's	All
11/7/2020	Creekwood	Out	49	0	0	2	2	4	1	5.0	5.2	6.5	5.4